

PAMS Technical Documentation

NSD-3 Series Transceivers

Service Tools

CONTENTS

	Page No
Battery Adapter BDC-3	4
Product Code	4
View of BDC-3	4
Service Battery BBD-3	5
Product Code	5
View of BBD-3	5
Dummy Battery BTD-3	6
Product Code	6
View of BTD-3	6
Light Module Jig JBT-1	7
Product Code	7
View of JBT-1	7
Module Jig JBS-19	8
Product Code	8
View of JBS-19	8
Flash Loading Adapter FLA-5 (Sales Pack)	9
Product Code	9
View of FLA-5	9
Flash Prommer FPS-4S (Sales Pack)	10
Product Code	10
View of FPS-4S	10
Security Box TDF-4	11
Product Code	11
View of TDF-4	11
Service Audio Box JBA-4	12
Product Code	12
View of JBA-4	12
Service Cable SCH-5	13
Product Code	13
View of SCH-5	13
Audio Cable ADS-1	14
Product code	14
View of ADS-1	14
Warranty Cable SCH-6	15
Product Code	15

View of SCH-6	15
Modular Cable XCM-1	16
Product Code	16
View of XMS-1	16
D15-D15 Cable AXS-5	17
Product Code	17
View of AXS-5	17
DC Cable PCC-1B	18
Product Code	18
View of PCC-1	18
DC Cable SCB-3	19
Product Code	19
View of SCB-3	19
Power Cable PCS-1	20
Product Code	20
View of PCS-1	20
External Antenna Cable XRC-1B	21
Product Code	21
View of XRC-1B	21
MBUS Cable DAU-9S	22
Product Code	22
View of DAU-9S	22
MBUS Cable DAU-9P	23
Product Code	23
View of DAU-9P	23
Modular T-adapter	24
Product Code	24
View of Modular T-adapter	24
SW Security Device PKD-1	25
Product Code	25
View of SW Security Device	25

Battery Adapter BDC-3

The Battery Adapter BDC-3 is used along with an external battery capacity meter to check battery capacity.

Note that Li-ion batteries have an internal protection circuit to prevent deep discharge.

Product Code

Battery Adapter BDC-3:

0770083

View of BDC-3



Service Battery BBD-3

The Service Battery BBD-3 is used in place of the phone's normal battery during service, to supply a controlled operating voltage to the phone for current and charger calibration, and is also required when flashing the phone.

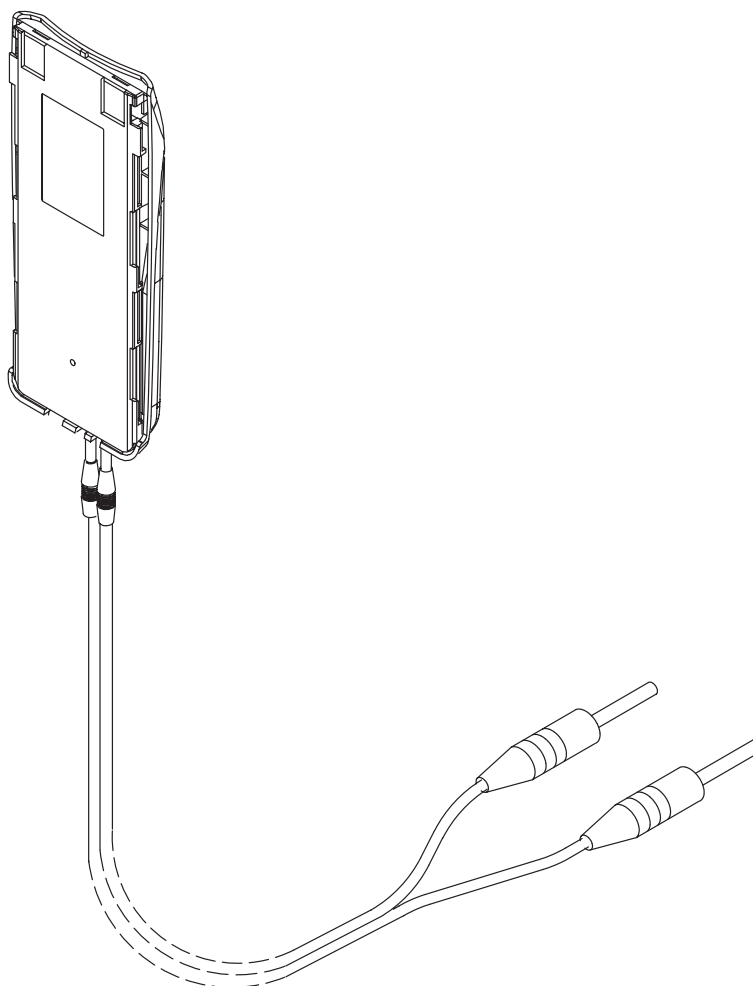
Note that the cable SCB-3 (0730114) is also required for charger calibration.

Product Code

Service Battery BBD-3:

0775071

View of BBD-3



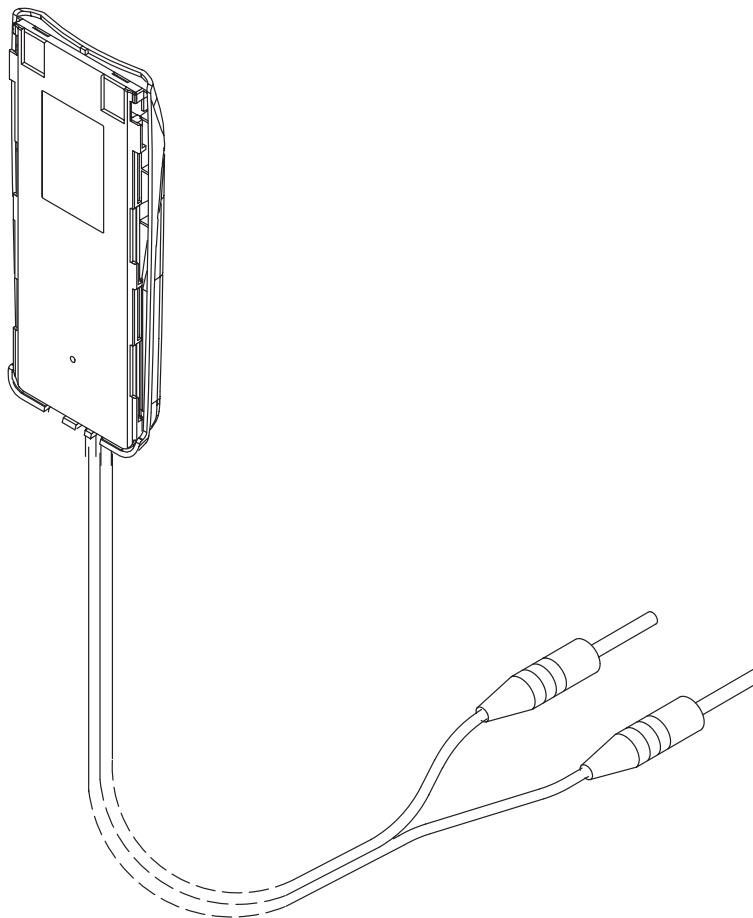
Dummy Battery BTD-3

The Service Battery BTD-3 is used in place of the phone's normal battery during service, to supply a maximal operating voltage to the phone also in AMPS mode.

Product Code

Service Battery BTD-3: 0670280

View of BTD-3



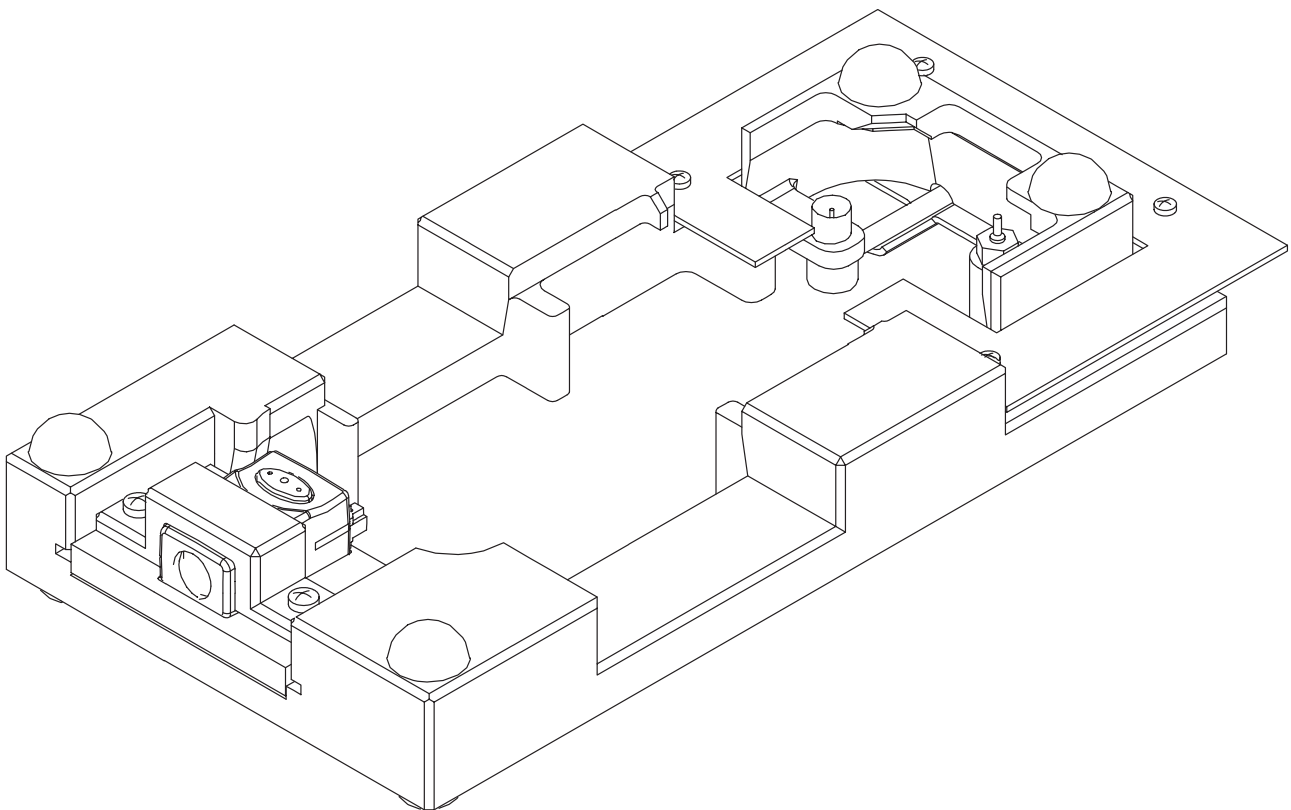
Light Module Jig JBT-1

The Light Module Jig JBT-1 is used for component level repair of the system/RF module. *

Product Code

Light Module Jig JBT-1: 0770109

View of JBT-1



*) Connect the External antenna cable XRC-1B, service Cable SCH-5, and the DC Cable PCS-1 to the JBT-1 jig.
The service cable SCH-5 can be replaced by the DAU-9P cable.

Note: The nominal supply voltage for JBT-1 is +3.6 V.
The supply voltage must not exceed +5.0 V.

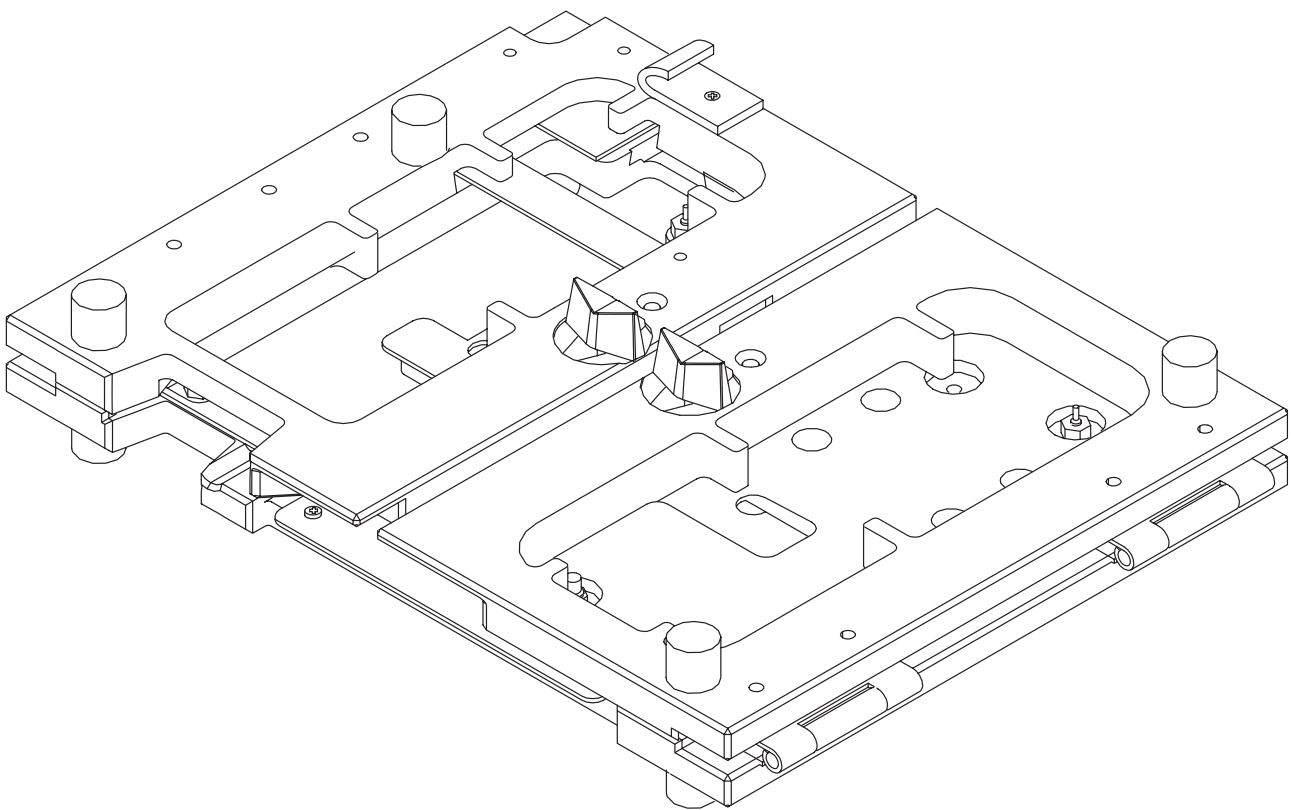
Module Jig JBS-19

The Module Jig JBS-19 is used for repair of both system/RF and UIF modules. *

Product Code

Light Module Jig JBS-19: 0770098

View of JBS-19



*) Connect the External antenna cable XRC-1B, service Cable SCH-5, and the DC Cable PCS-1 to the JBS-19 jig.
The service cable SCH-5 can be replaced by the DAU-9P cable.

Note: The nominal supply voltage for JBS-19 is +3.6 V.
The supply voltage must not exceed +5.0 V.

Flash Loading Adapter FLA-5 (Sales Pack)

The Flash Loading Adapter FLA-5 is used with the Service Battery BBD-3 and Service Cable SCH-5. Power is supplied to FLA-5 from the Flash Security Box TDF-4 via the DC cable PCC-1B, (The PCC-1B cable can be replaced with a Travel Charger ACH-6), and is connected to the Flash Prommer FPS-4S with the cable AXS-5.

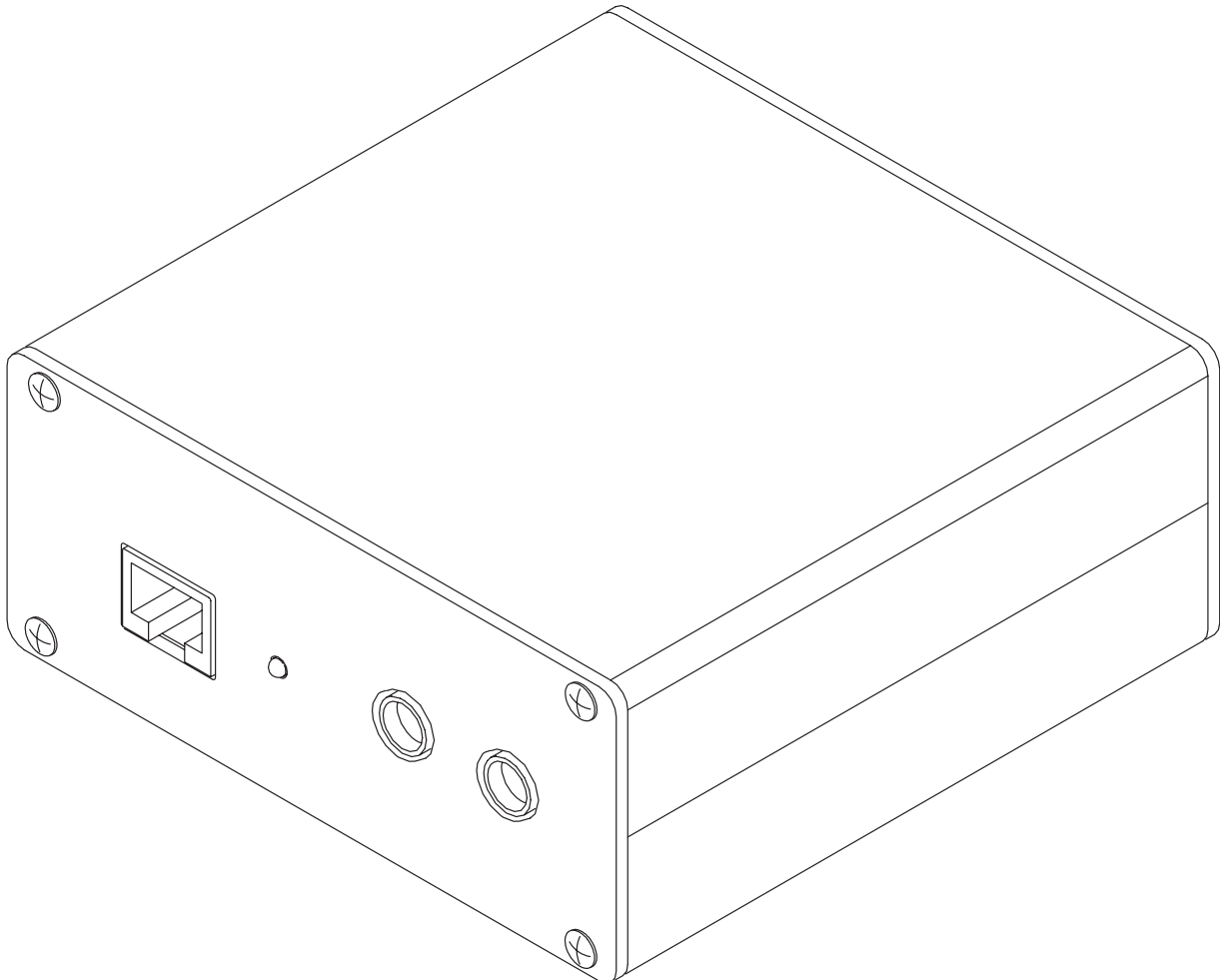
The sales pack includes:

- | | |
|-----------------------------------|---------|
| - Flash Loader Adapter FLA-5 | 0770085 |
| - Service cable SCH-5 | 0730098 |
| - D15 - D15 Cable AXS-5 | 0730091 |
| - Installation software for FPS-4 | 8400041 |

Product Code

Flash Loading Adapter FLA-5: 0080178

View of FLA-5



Flash Prommer FPS-4S (Sales Pack)

The Flash Prommer FPS-4S is used to update the main software of the phone. Updating is done by first loading the new MCU software from the PC to the flash prommer, and then loading the new SW from the prommer to the phone. When updating more than one phone in succession, the MCU software only needs to be loaded to the prommer once.

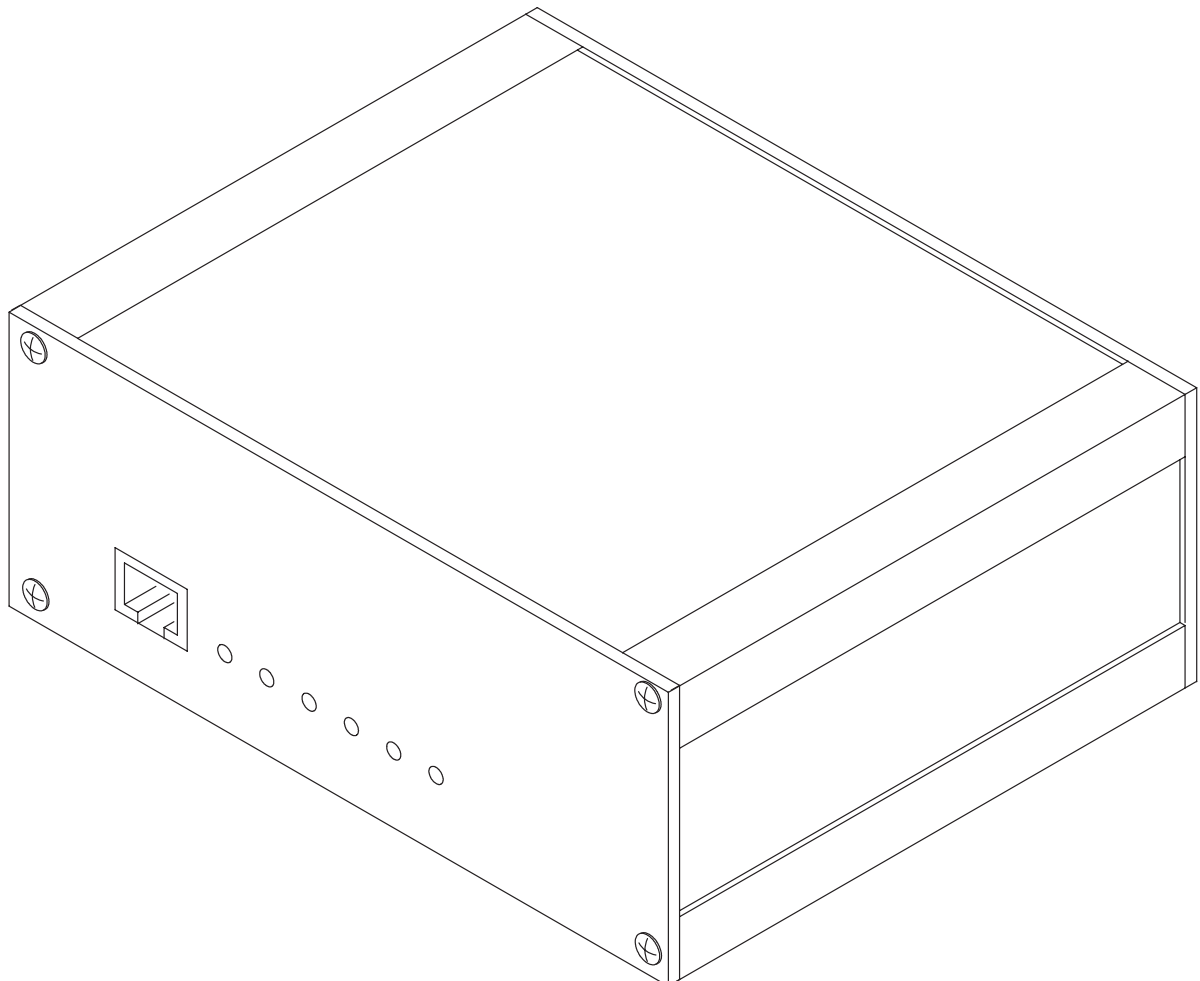
The sales pack includes:

- Charger ACL-3E	0680015
- Printer Cable	0730029
- D9 - D9 Cable AXS-4	0730090
- Installation software for FPS-4	8400041

Product Code

Flash Prommer FPS-4S:	0080178
-----------------------	---------

View of FPS-4S



Security Box TDF-4

The Security Box TDF-4 is required for updating MCU software, and infra red testing.

Note1: TDF-4 is delivered in de-activated mode. Fill in the enclosed Activation Request Form, and fax to NMP Salo to get the activation code

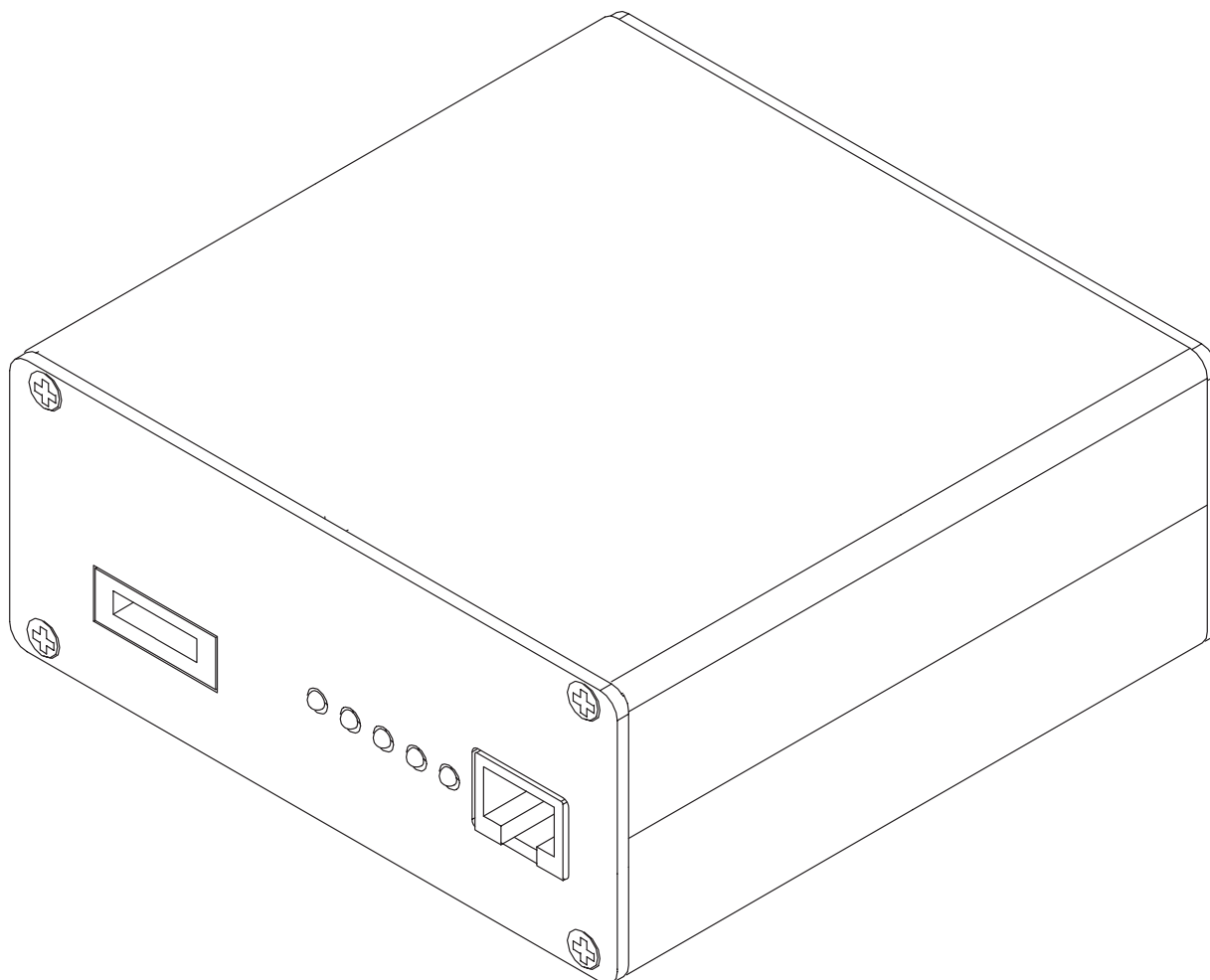
Note2: The infra red module JLP-1 is not included in the TDF-4 sales package

Product Code

Security Box TDF-4:

0770106

View of TDF-4



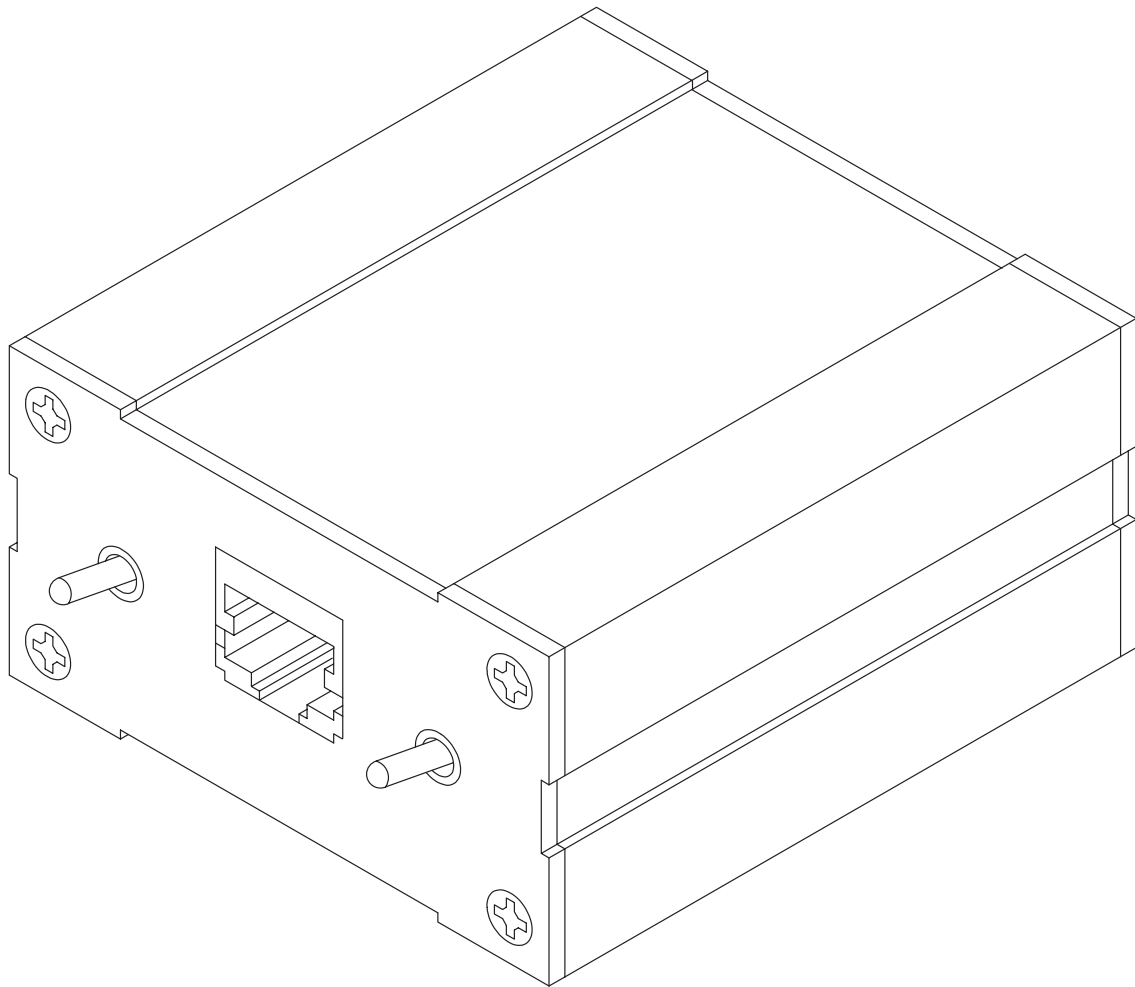
Service Audio Box JBA-4

The Service Audio Box JBA-4 is used between the Service Cable SCH-5, MBUS Cable DAU-9S, and Audio Cable ADS-1.

Product Code

Service Audio Box JBA-4: 0770094

View of JBA-4



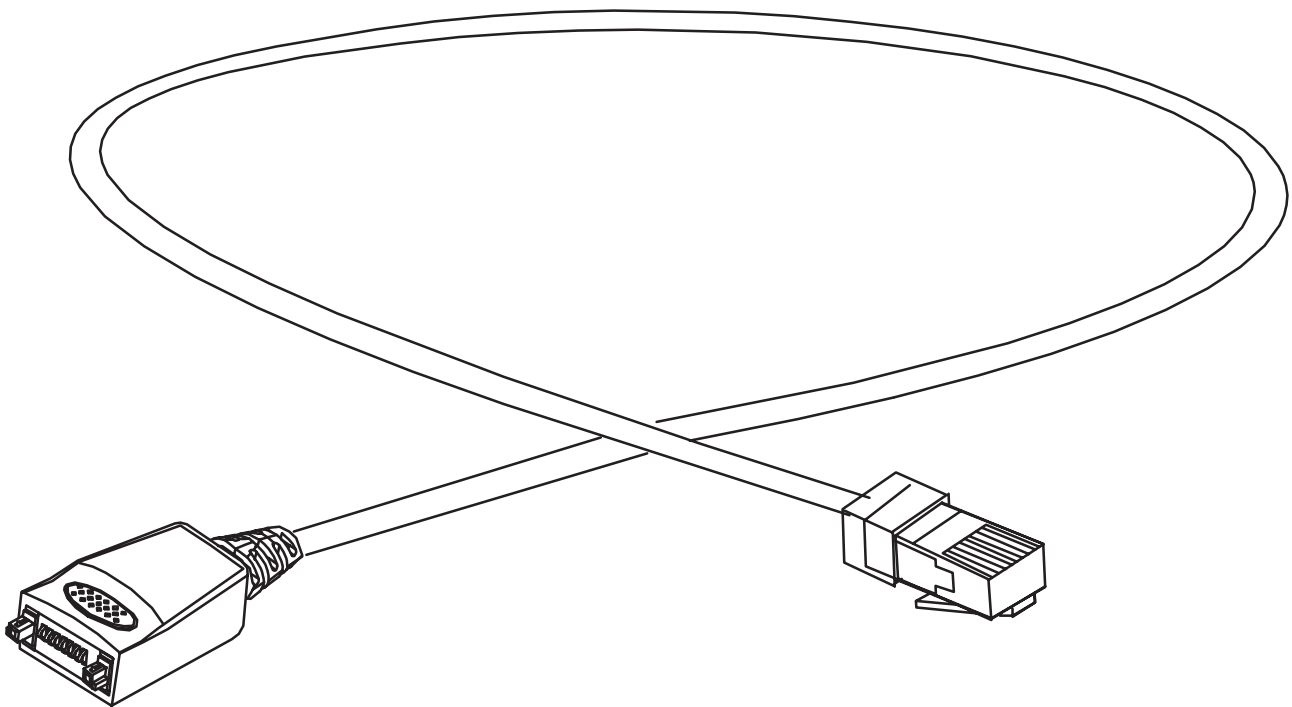
Service Cable SCH-5

The Service Cable SCH-5 is used between the phone and Service Audio Box JBA-4 (or modular T-adaptor. It is also used between the phone and the Flash Loading Adapter FLA-5.

Product Code

Service Cable SCH-5: 0730098

View of SCH-5



Audio Cable ADS-1

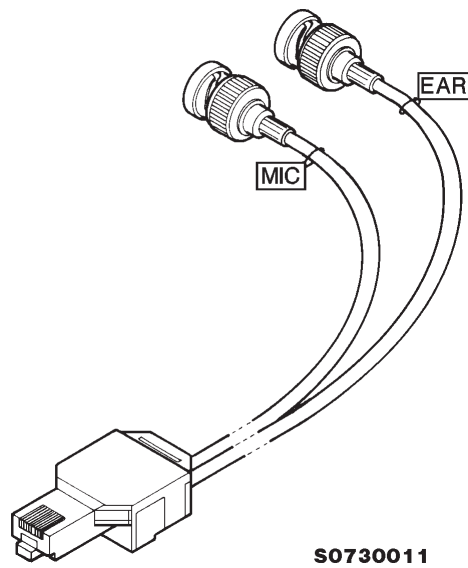
Audio cable is an adapter routing AF signals (MIC/EAR) from 8 pin modular connector to two BNC connectors. It is used to connect JBA-4, SCH-5, and DAU-9S.

Product code

Audio Cable ADS-1:

0730011

View of ADS-1



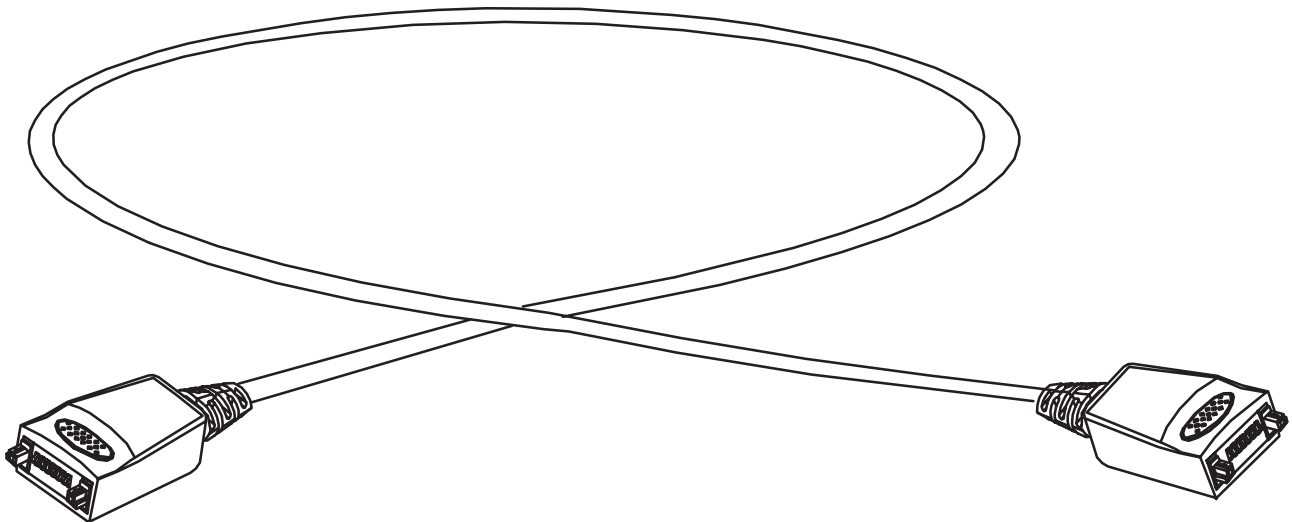
Warranty Cable SCH-6

The Warranty cable SCH-6 is used to connect two phones, and enables transfer of data (stored numbers etc.) from one phone to another.

Product Code

Warranty Cable SCH-6: 0730099

View of SCH-6



Modular Cable XCM-1

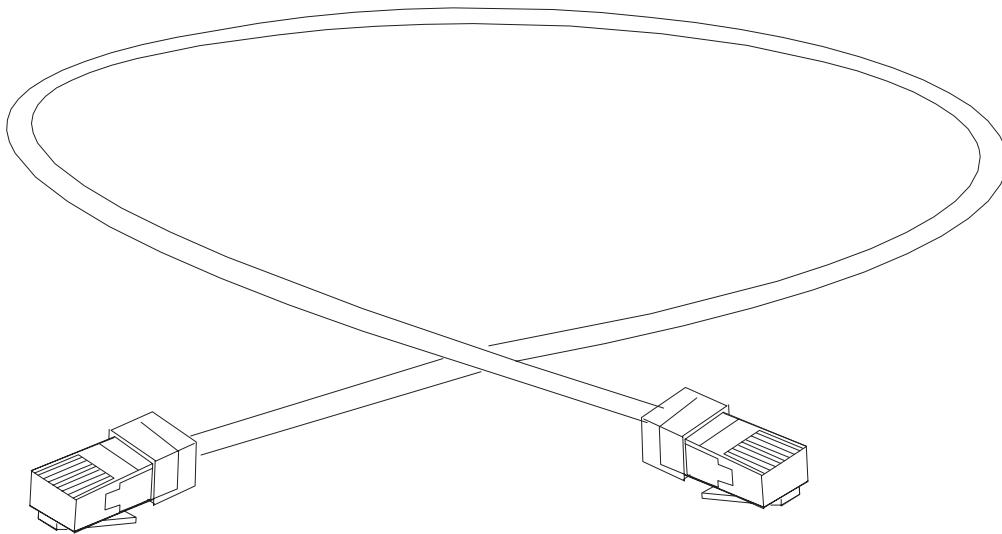
The modular Cable XCM-1 is a standard 1m long 8-core flat cable with male modular-8 connectors in both ends.

Product Code

Modular Cable XMS-1

4626131

View of XMS-1



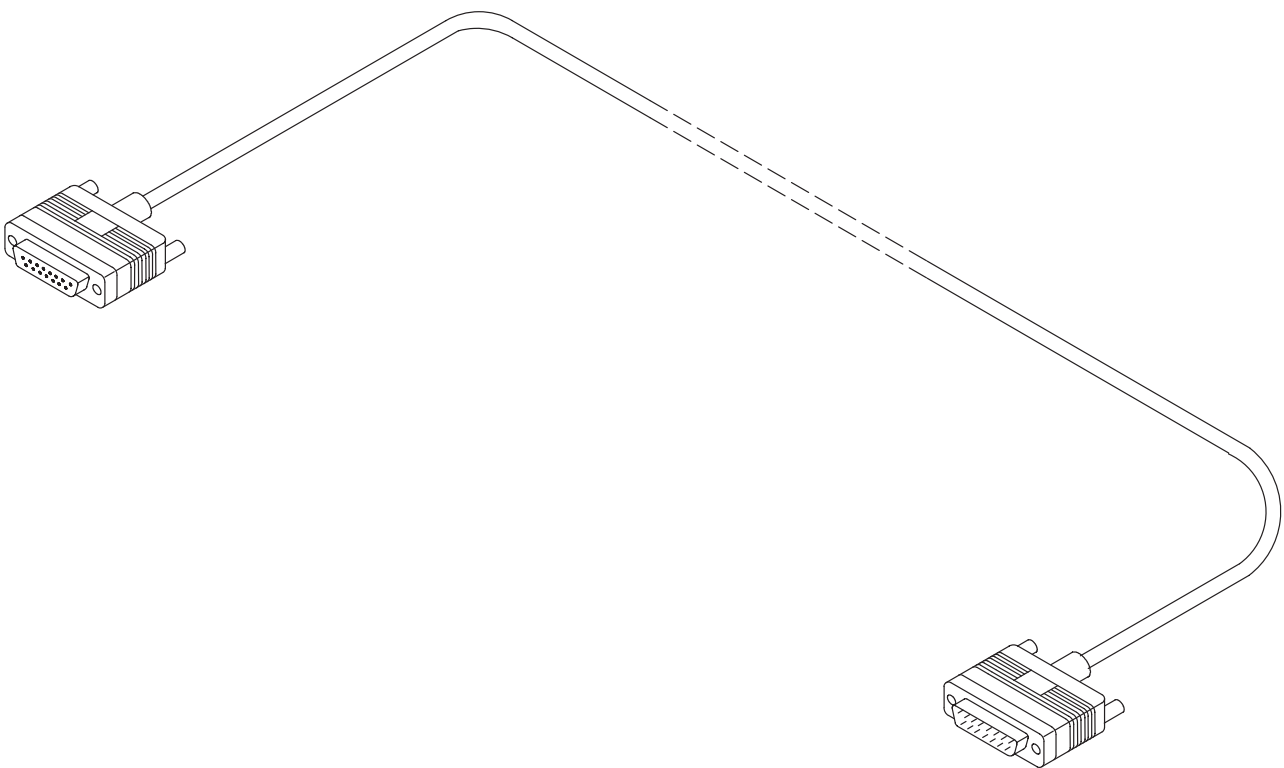
D15-D15 Cable AXS-5

The D15-D15 Cable AXS-5 is used to connect two 15 pin D connectors.
e.g. between FLA-5 and FPS-4S.

Product Code

D15-D15 Cable AXS-5: 0730091

View of AXS-5



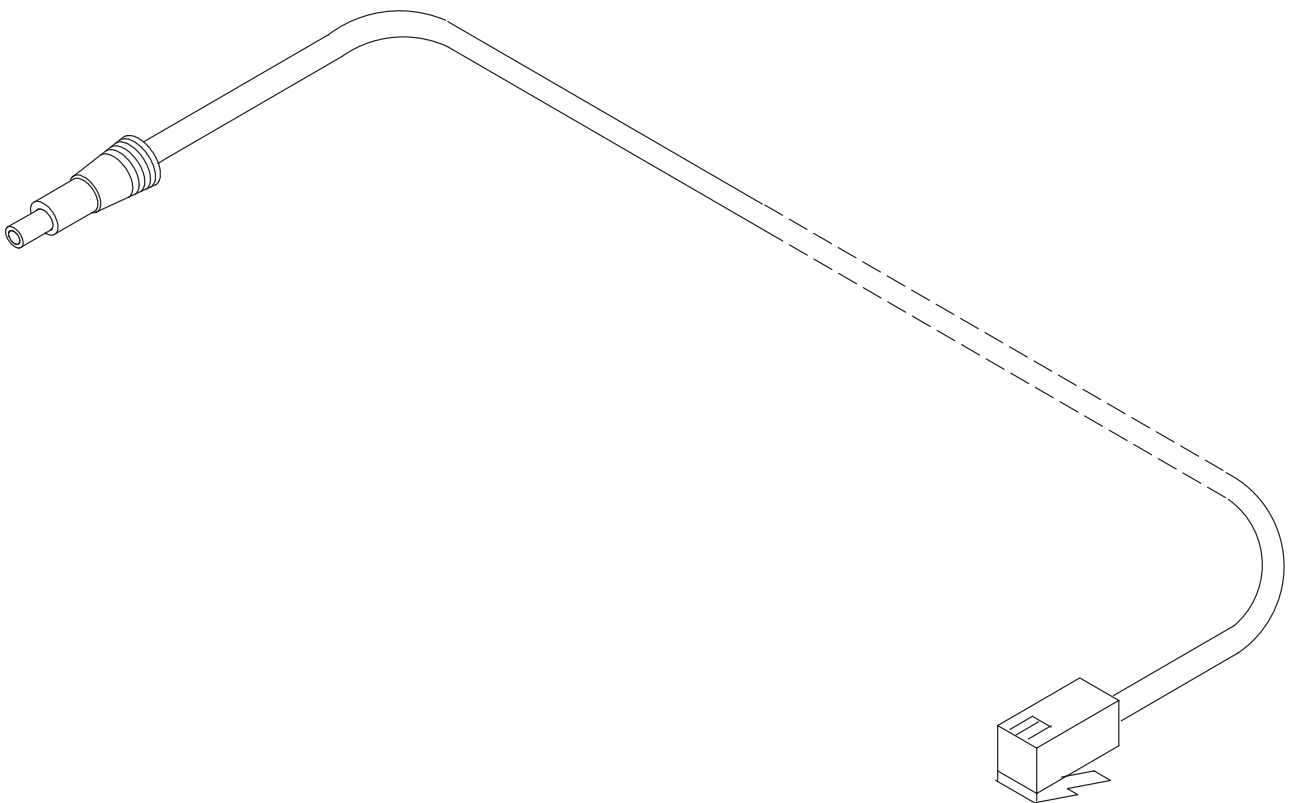
DC Cable PCC-1B

The DC Cable PCC-1B is used e.g. to connect FLA-5 and TDF-4.

Product Code

DC Cable PCC-1B: 0770053

View of PCC-1



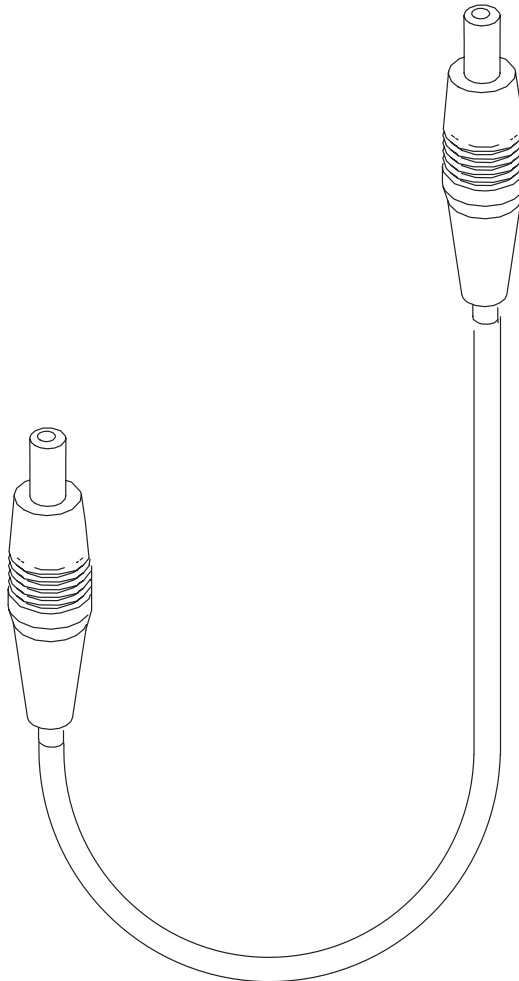
DC Cable SCB-3

The DC Cable SCB-3 is used to connect the Service Battery to the charger connection Vin of the phone when doing the charger calibration service procedure.

Product Code

DC Cable SCB-3: 0730114

View of SCB-3



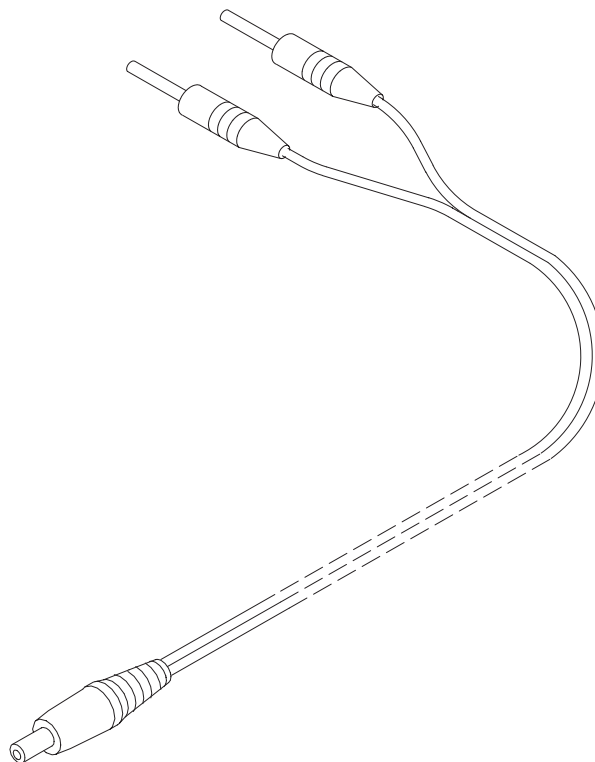
Power Cable PCS-1

The Power Cable PCS-1 is used to connect the module jigs JBT-1 and JBS-19 to an external power supply.

Product Code

Power Cable PCS-1: 0730012

View of PCS-1



External Antenna Cable XRC-1B

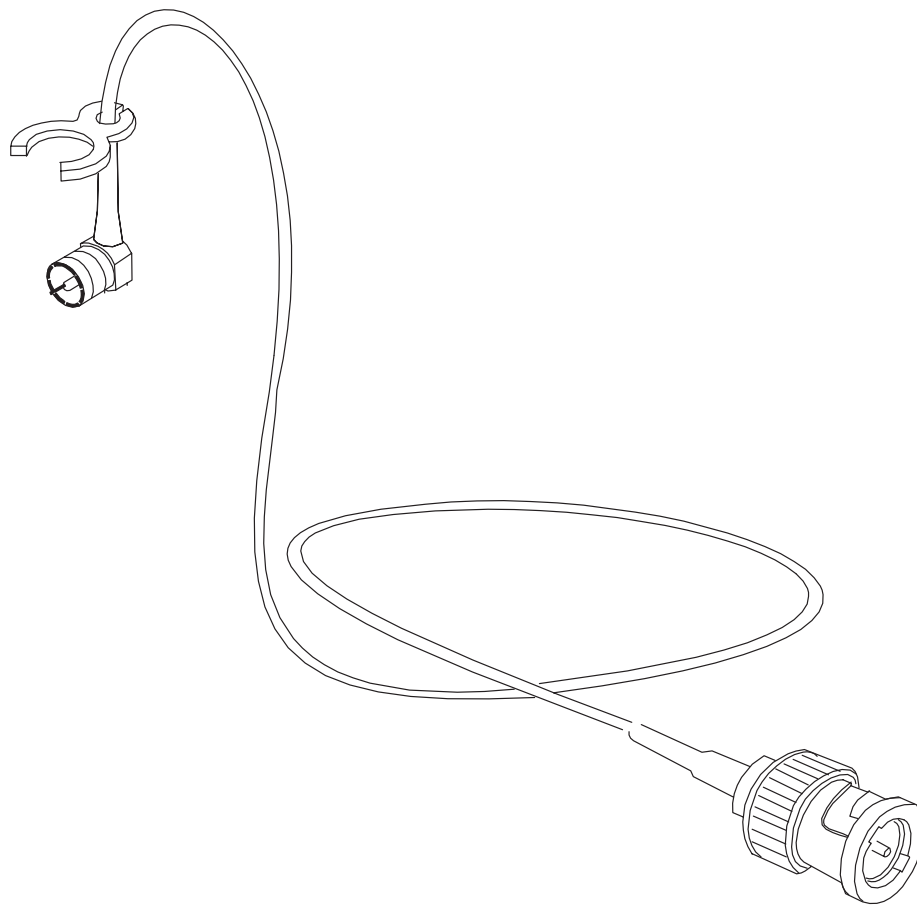
The External Antenna Cable is used to connect the transceiver to measuring equipment during servicing.

Note: Typical attenuation at 900 MHz is 0.7 dB.
Typical attenuation at 1800 MHz is 0.9 dB.

Product Code

External Antenna Cable XRC-1B: 0730128

View of XRC-1B




MBUS Cable DAU-9S

The MBUS Cable DAU-9S has a modular connector, and is used with the service Audio Box JBA-4, or a modular T-adapter.

Product Code

MBUS Cable DAU-9S: 0730108

View of DAU-9S



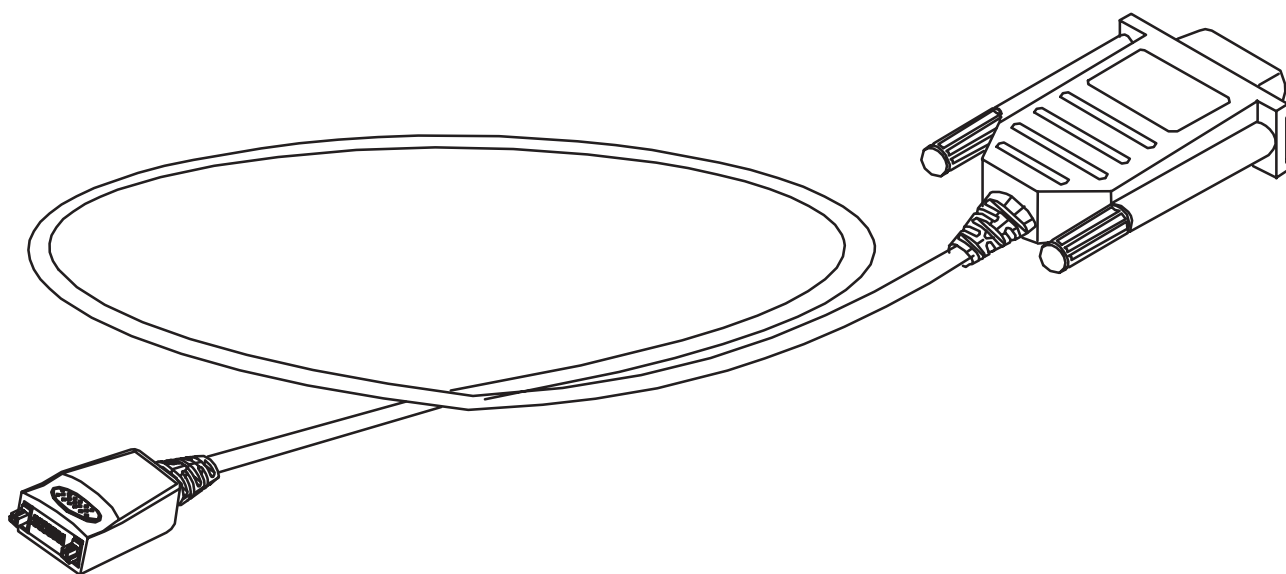
MBUS Cable DAU-9P

The MBUS Cable DAU-9P has a phone system connector, and is used between the phone and external devices.

Product Code

MBUS Cable DAU-9P: 0730109

View of DAU-9P



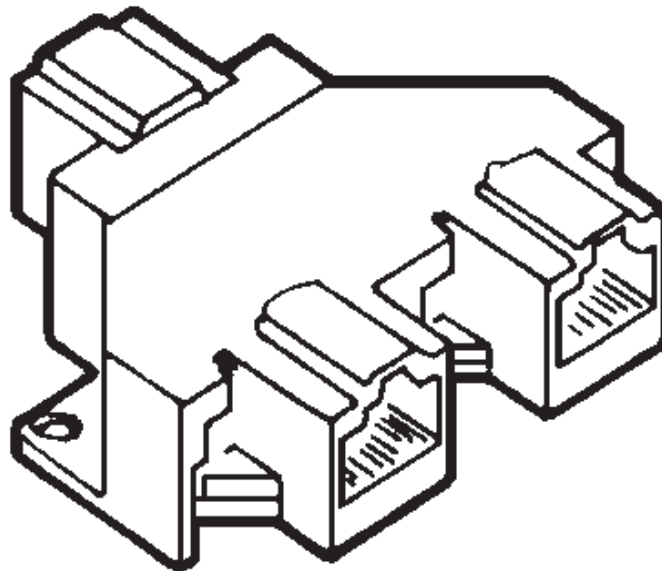
Modular T-adapter

The modular T-adapter is a suitable branching unit to provide the needed parallel modular connections.

Product Code

Modular T-adapter: 4626134

View of Modular T-adapter



SW Security Device PKD-1

SW security device is a piece of hardware enabling the use of the service software when connected to the parallel (LPT) port of the PC. Without the dongle present it is not possible to use the service software. Printer or any such device can be connected to the PC through the dongle if needed.

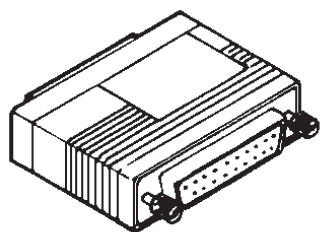
Caution: Make sure that you have switched off the PC and the printer before making connections!

Caution: Do not connect the PKD-1 to the serial port. You may damage your PKD-1!

Product Code

SW Security Device PKD-1: 0750018

View of SW Security Device



G0750018

This page intentionally left blank.